

FEATURES AND BENEFITS

- windows available as fixed, tilt and turn, tilt and slide and pivot
- hidden vent option
- 1 or 2 leaf doors open in or open out
- large size door constructions available
- glazing up to 50 mm
- burglar resistant secure windows and doors options
- dual color options
- lower cost door option
- numerous finish options
- multi-point locking
- Eurogroove that broadens the choice of hardware available
- suites with other Aluprof's MB systems allowing total design flexibility and project solutions
- compliance with CE marking requirements

TECHNICAL SPECIFICATION	MB-60	MB-60 HI	MB-60US MB-60US HI	MB-PIVOT	MB-60E MB-60E HI	MB-60EF MB-60EF HI
Depth of frame (door/window)	60 / 60			60		
Depth of leaf (door / window)	60 / 69		69		60	69
Glazing range mm (fixed window and door / opening window)	5 - 41 / 14 - 50		4 - 35 / 8 - 44	5 - 41 / 14 - 50	5 - 41	-
Min visible width T profile						
Door / window frame	51 / 47		75	60	41,5	72
Door / window leaf	72 / 29		34,6	60	67	72
Size and weight limitations						
Maximum size of window (HxW)	H 2400 mm W 1250 mm		H 1900 mm W 1100 mm	H 2000 mm W 2400 mm		H 2400 mm W 1250 mm
Maximum size of door (HxW)	H 2400 mm W 1200 mm		-	-	H 2300 mm W 1200 mm	-
Max weight of doors / windows (kg)	120 / 130 kg		130 kg	180 kg	120 kg	130 kg
Types of constructions						
	Tilt windows, turn windows, tiltturn windows, tilt sliding windows and doors, doors open in and open out		Fixed windows, tilt windows, turn windows, tiltturn windows	Pivot windows	Doors and window and door sets	Tilt and turn windows in curtain walls

PERFORMANCE	MB-60	MB-60 HI	MB-60US MB-60US HI	MB-PIVOT	MB-60E MB-60E HI	MB-60EF MB-60EF HI
Air Permeability	Class 4 (600Pa)				Class 2 (300Pa)	Class 4 (600Pa)
Resistance to Windload	Class C5 (2000Pa) EN 12211:2001; EN 12210:2001				Class C1 (400Pa) EN 12211:2001; EN 12210:2001	Class C4 (1600Pa) EN 12211:2001; EN 12210:2001
Impact Resistance	Class 3 (800N)				Class 3 (800N)	
Watertightness	Class E1050 (1050Pa) EN 1027:2001; EN 12208:2001				Class E1200 (1200Pa) EN 1027:2001; EN 12208:2001	
Thermal insulation U _f (W/m ² K)	from 1,8	from 1,4	from 1,5		from 2,8	



• Enhanced thermal insulation

• Flexibility to suit individual project requirements

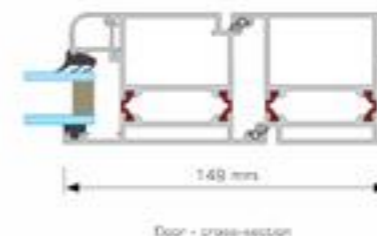
• Burglar resistance

Window and door system

MB-60



Opening window - cross-section

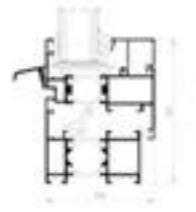


Door - cross-section

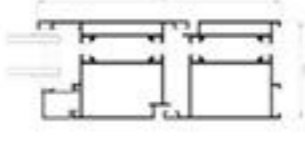


The MB-60 is a stable, universal and complete window and door system for any application requiring enhanced thermal performance that reflect different needs of the various market segments. Its wide selection of compatible components enables to construct various elements from basic thermally insulated windows and doors to pivot and concealed sash windows, industrial type windows with the steel like lookout and security doors. Majority of system varieties are available in both standard and HI version with increased thermal insulation properties.

MB-60



Opening window - cross section

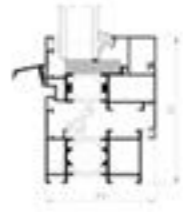


Door - cross section



The base variety is available in selection of different types of windows and doors, including those of greater dimensions and those used where higher security is required. Thermal insulation is achieved by combination of 3 chamber profile design and a unique polyamide thermal break named "omega" to give ultimate thermal performance and smooth operation.

MB-60 HI

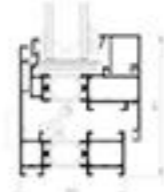


Opening window - cross section



The variety with enhanced thermal insulation performance brought by use of additional, specifically designed insulating sections placed inside the aluminum profiles and in glazing spacers.

MB-60US / MB-60US HI



Opening window - cross section



The invisible sash system variety enables to accomplish an effect of indifferent look of series of neighboring combination of fixed and opening windows from the outside of the building. It is presented in regular and enhanced thermal performance varieties.

MB-60 PIVOT



Pivot window - cross section



The pivot variety is available for both vertical pivot and horizontal pivot applications ensuring flexibility. Its hardware enables for window to open a full 180 degrees. The key competitive advantages it offers include large size and weight limitations.

MB-60E / MB-60E HI



Door - cross section



The extremely cost efficient system for making thermally insulated doors and sets of windows and doors. It offers combination of good performance and limited production costs related to shorter time and high ease to manufacture.

MB-60EF / MB-60EF HI



Active window in a curtain wall - cross section



The system variety features windows integrated with the MB-SR50 EFEKT curtain wall partitions, therefore enables for specific visual effect - on the "all-glass" external surface of the curtain wall there comes a clear outline of an aluminum window frame. External surfaces of window profiles and glass panels are aligned. It is presented in regular and enhanced thermal performance varieties.